

EZ-Fill® & EZ-Fill® Xpress

Bi-Directional Spiral & Epoxy Root Canal Cement



The simplest and most thorough obturation system!

Cement is driven laterally, not apically!



FEATURES

Patented bi-directional spiral*

Single gutta percha point technique

No lateral stress on the root

Room temperature obturation

Very Radiopaque

Non-eugenol, epoxy resin chemistry

Proven Long-Term Clinical Success

User friendly technique

Economical system

BENEFITS

Thoroughly coats the walls of the root canal and lateral canals without significant cement being forced apically.

The reverse apical spirals rotate in an unwinding direction out of the canal, preventing binding.

Allows a coronal path of exit for excess cement, thus preventing it from going over the apex.

Additional cement is utilized, ensuring a proper seal.

The cement works synergistically with the gutta percha to assure a complete seal.

Lateral or vertical condensation is usually not needed with the EZ-Fill technique.

Unlike thermoplastic techniques, there is no shrinkage upon cooling.¹

The flow of cement at room temperature into lateral canals is superior to thermoplastic gutta percha.²⁻³

Clear x-ray viewing.

Bonds chemically and physically to the dentin and gutta percha.

No shrinkage: In fact, mild expansion to assure an intimate fit.

Hydrophobic nature means highly resistant to water degradation to ensure a long lasting seal.

Easily removed for post-hole preparation.

Compatible with all bonding agents and composites.

Epoxy resin chemistry is backed by 50 years of clinical success.

Subsequent composite techniques may be performed immediately.

Results of a two year recall study show a two year recall study found a success rate of 94.1%.⁵

Fills canals quickly without sacrificing quality.⁴

No need for expensive thermoplastic equipment.



Original (powder / gel) EZ-Fill and New Auto Mix EZ-Fill Xpress provides simple and superior obturation:

I have used the EZ-Fill System to obturate the canal after preparation & Works great! EZ-Fill is an outstanding system both for prep and obturation.
- Marshall White

EZ-Fill is fast, low cost and efficient.
- Howard Farran

Your inventions (SafeSiders and EZ-Fill) continue to be a welcome additions to my endodontic solutions. Thanks!
- Edward Dercagasits

Being an endodontist, my years of practice have given me the opportunity to see and treat some bizarre and of course interesting cases. Since Barry introduced the EZ-Fill technique, I have had the opportunity to perfect my results while incorporating my own nuances into this technique.
- Douglas S. Kase

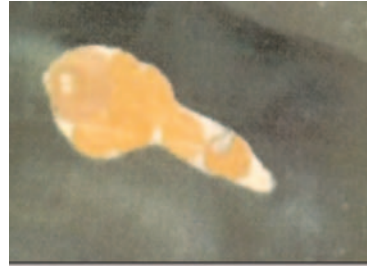
The fast, easy, cost efficient, system for safe and thorough obturation!

The EZ-Fill system solves traditional obturation problems.

Prior to the development of the EZ-Fill bi-directional spiral and epoxy resin root canal cement, it was impossible to coat the canal completely without high incidences of cement overfill. Gutta percha was traditionally used to occlude canals, requiring firm packing apically and laterally.

The EZ-Fill technique results in a more efficient seal that dramatically increases the cement to canal wall interface.

Thorough obturation improves the likelihood of long-term restorative success. A recent two year recall study using EZ-Fill bi-directional spiral and epoxy resin root canal cement resulted in a success rate of 94.1% (This study utilized a sample size of 145 patients totalling 153 endodontically treated teeth).⁵



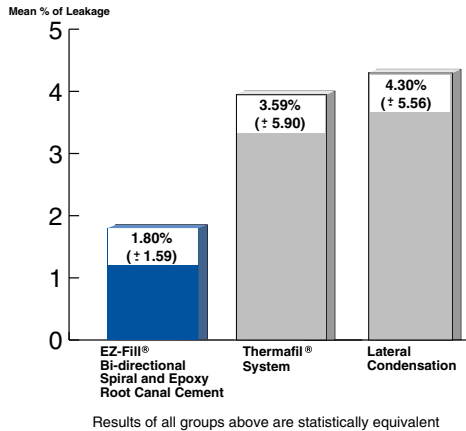
Effective Seal

The photo (left) shows a long oval canal obturated with lateral compaction showing areas not filled with gutta percha points but completely filled with sealer.

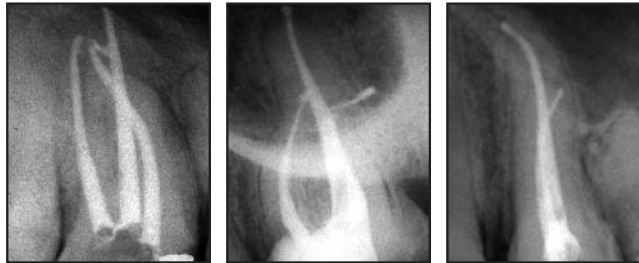
This indicates the ability of the EZ-Fill bi-directional spiral to deliver sealer into lateral invaginations with no leakage.⁶

For best results, use the Endo-Express® & SafeSiders® series of patented, non-circular, non-interrupted flat-sided endodontic instruments to clean and shape canals to a wider taper ideal for obturation with the EZ-Fill bi-directional spiral and epoxy resin root canal cement.

Apical Leakage Comparison³



Radiographs of canals obturated with the patented EZ-Fill bi-directional spiral and epoxy resin root canal cement.



1 Musikant BL, Cohen BI, Deutsch, AS. Simplifying Obturation. Dent Today 1998;17(5):134-135. 2 Lee CQ, Chang Y, Cobb CM, Robinson S, Hellmuth EM. Dimensional Stability of Thermosensitive Gutta-Percha. J Endodon 1997;23(9):579-582. 3 Cohen BI, Pagnillo MK, Musikant BL, Deutsch AS. The Evaluation of Apical Leakage for Three Endodontic Fill Systems. AGD (General Dentistry) 1998;46(6):618-623. 4 Musikant BL, Cohen BI, Deutsch AS. Simplified Obturation of Tapered Canal Preparations. Compendium 1998;19(11):1152-1155. 5 Deutsch AS, Cohen BI, Musikant BL, Kase D. A Study of One Visit Treatment Using EZ-Fill Root Canal Sealer. Practical Endodontics June 2001;4(3):29-36. 6 Wu, Van der Sluis, Ardila, Wesselink. Fluid movement along the coronal two-thirds of root fillings placed by three different gutta-percha techniques. International Endodontic Journal. 36(8):533-540, August 2003. *U.S. Patent No. 5,632,620 & 5,803,732. European Patent No. EP 0 806 916 B1. Other patents pending.

ORDERING INFORMATION:

EZ-Fill® Bi-Directional Spiral Intro Kit - Stainless Steel:	Cat. No. 1600-00
Three 25mm, one 21mm patented bi-directional spirals, 7.5gm - Epoxy root canal cement gel, 8.0gm - Powder, 1- Measuring scoop.	
EZ-Fill® Bi-Directional Spiral Intro Kit - Nickel Titanium:	Cat. No. 1605-00
Three 25mm, one 21mm patented bi-directional spiral 7.5gm - Epoxy root canal cement gel, 8.0gm - Powder, 1- Measuring scoop.	
EZ-Fill® Epoxy Root Canal Cement Refill Kit:	Cat. No. 1608-00
7.5gm - Epoxy root canal cement gel, 8.0gm - Powder, 1- Measuring scoop.	
EZ-Fill® Xpress Bi-Directional Spiral Intro Kit - Stainless Steel:	Cat. No. 1620-00
Three 25mm, one 21mm patented bi-directional spirals, 2- Dual barrel syringe (9.5gm each), 20 mixing tips.	
EZ-Fill® Xpress Bi-Directional Spiral Intro Kit - Nickel Titanium:	Cat. No. 1625-00
Three 25mm, one 21mm patented bi-directional spirals, 2- Dual barrel syringe (9.5gm each), 20 mixing tips.	
EZ-Fill® Xpress Epoxy Root Canal Cement Refill Kit:	Cat. No. 1628-00
2- Dual barrel syringe (9.5gm each), 20 mixing tips.	

EZ-Fill Bi-Directional Spirals:	SS	Four - (1- 21mm length & 3- 25mm length)	Cat. No. 1600-01
	Ni-Ti	Four - (1- 21mm length & 3- 25mm length)	Cat. No. 1605-01
	SS	Four bi-directional spirals (21mm length)	Cat. No. 1600-21
	Ni-Ti	Four bi-directional spirals (21mm length)	Cat. No. 1605-21
	SS	Four bi-directional spirals (25mm length)	Cat. No. 1600-25
	Ni-Ti	Four bi-directional spirals (25mm length)	Cat. No. 1605-25

For our complete line of patented dental products please visit our website at: www.edsdental.com